

# MACROLUX



## mx1\_45 suspension

Profiles - Sospensione

Colour: Black (92) | White (94) | Grey anodize (98)  
Diffuser: Opal | Prismatic  
Light Temperature (°K): 2700 | 3000 | 4000  
Watt (W): 19,6 | 28 | 37  
Luminous flux (lm): 2240 | 4480  
Luminous efficiency (lm/w): 114 | 3300  
Energetic class: A+

CRI (Color Rendering): >80  
IP: 40  
Class: Class III  
Volts (Out): 24V  
Driver's type: On/Off  
Pieces: 1  
Length (mm): 1000 | 1500 | 2000 | 3000



Conforms to European directives



Conforms to the ROHS directive



Insulation class



Equipment




Type of disposal

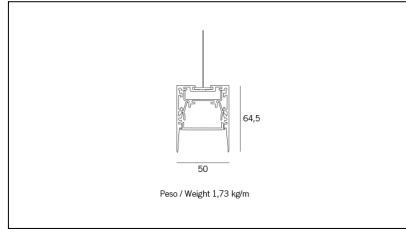


Protection index

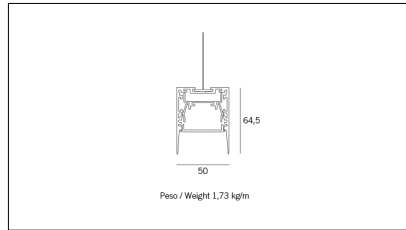


Operating voltage (Out)



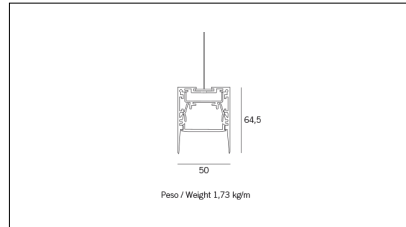


Article code	Article	Colour	Length (mm)	Light Temperature (°K)	Watt (W)	Diffuser
1324.0145.00.92	MX1_45/DO-92 L=max 3 m	Black (92)				Opal
1324.0145.01.92	MX1_45/DO/3000-92 L=3m - EMPTY STANDARD	Black (92)	3000			Opal
1324.01459.00.92	MX1_45/DP-92 L=max 3 m	Black (92)				
1324.01459.01.92	MX1_45/DP/3000-92 L=3m - EMPTY STANDARD	Black (92)	3000			Prismatic
1324.1145.1000.2700.92	*MX1_45	Black (92)	1000	2700	19,6	
1324.1145.1000.4000.92	*MX1_45	Black (92)	1000	4000	19,6	
1324.1145.1000.92	MX1_45/SOSP/DO/1020/20W/3000°K-92	Black (92)	1000	3000	19,6	
1324.1145.1500.2700.92	*MX1_45	Black (92)	1500	2700	28	
1324.1145.1500.4000.92	MX1_45/SOSP/DO/1520/27.8W/4000°K-92	Black (92)	1500	4000	28	
1324.1145.1500.92	MX1_45/SOSP/DO/1520/27.8W/3000°K-92	Black (92)	1500	3000	28	
1324.1145.2000.2700.92	*MX1_45	Black (92)	2000	2700	37	
1324.1145.2000.4000.92	*MX1_45	Black (92)	2000	4000	37	
1324.1145.2000.92	MX1_45/SOSP/DO/2020/37W/3000°K-92	Black (92)	2000	3000	37	
1324.11459.1000.2700.92	MX1_45 SUSPENSION	Black (92)	1000	2700	19,6	
1324.11459.1000.4000.92	MX1_45 SUSPENSION	Black (92)	1000	4000	19,6	
1324.11459.1000.92	MX1_45/SOSP/DP/1020/14/3000°K-92	Black (92)	1000	3000	19,6	
1324.11459.1500.2700.92	MX1_45 SUSPENSION	Black (92)	1500	2700	28	
1324.11459.1500.4000.92	MX1_45 SUSPENSION	Black (92)	1500	4000	28	
1324.11459.1500.92	MX1_45/SOSP/DP/1520/21/3000°K-92	Black (92)	1500	3000	28	
1324.11459.2000.2700.92	MX1_45 SUSPENSION	Black (92)	2000	2700	37	
1324.11459.2000.4000.92	MX1_45 SUSPENSION	Black (92)	2000	4000	37	
1324.11459.2000.92	MX1_45 SUSPENSION	Black (92)	2000	3000	37	

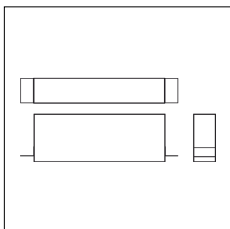


Article code	Article	Colour	Length (mm)	Light Temperature (°K)	Watt (W)	Diffuser
1324.0145.00.94	MX1_45/DO-94 L=max 3 m	White (94)				Opal
1324.0145.01.94	MX1_45/DO/3000-94 L=3m - EMPTY STANDARD	White (94)	3000			Opal
1324.01459.00.94	MX1_45/DP-94 L=max 3 m	White (94)				
1324.01459.01.94	MX1_45/DP/3000-94 L=3m - EMPTY STANDARD	White (94)	3000			Prismatic
1324.1145.1000.2700.94	*MX1_45	White (94)	1000	2700	19,6	
1324.1145.1000.4000.94	*MX1_45	White (94)	1000	4000	19,6	
1324.1145.1000.94	MX1_45/SOSP/DO/1020/20W/3000°K-94	White (94)	1000	3000	19,6	
1324.1145.1500.2700.94	*MX1_45	White (94)	1500	2700	28	
1324.1145.1500.4000.94	*MX1_45	White (94)	1500	4000	28	
1324.1145.1500.94	MX1_45/SOSP/DO/1520/29.5W/3000°K-94	White (94)	1500	3000	28	
1324.1145.2000.2700.94	MX1_45/SOSP/DO/2020/28/2700°K-94	White (94)	2000	2700	37	
1324.1145.2000.4000.94	*MX1_45	White (94)	2000	4000	37	
1324.1145.2000.94	MX1_45/SOSP/DO/2020/37W/3000°K-94	White (94)	2000	3000	37	
1324.11459.1000.2700.94	MX1_45 SUSPENSION	White (94)	1000	2700	19,6	
1324.11459.1000.4000.94	MX1_45/SOSP/DP/1020/18.5W/4000°K-94	White (94)	1000	4000	19,6	
1324.11459.1000.94	MX1_45/SOSP/DP/1020/14/3000°K-92	White (94)	1000	3000	19,6	
1324.11459.1500.2700.94	MX1_45 SUSPENSION	White (94)	1500	2700	28	

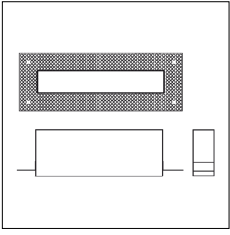
Article code	Article	Colour	Length (mm)	Light Temperature (°K)	Watt (W)	Diffuser
1324.11459.1500.4000.94	MX1_45/SOSP/DP/1520/21/4000°K-94	White (94)	1500	4000	28	
1324.11459.1500.94	MX1_45/SOSP/DP/1520/21/3000°K-92	White (94)	1500	3000	28	
1324.11459.2000.2700.94	MX1_45 SUSPENSION	White (94)	2000	2700	37	
1324.11459.2000.4000.94	MX1_45 SUSPENSION	White (94)	2000	4000	37	
1324.11459.2000.94	MX1_45/SOSP/DP/2020/28/3000°K-94	White (94)	2000	3000	37	



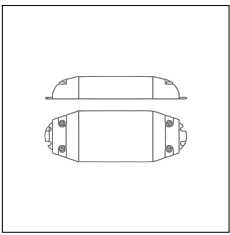
Article code	Article	Colour	Length (mm)	Light Temperature (°K)	Watt (W)	Diffuser
1324.0145.00.98	MX1_45/DO-98 L=max 3 m	Grey anodize (98)				Opal
1324.0145.01.98	MX1_45/DO/3000-98 L=3m - EMPTY STANDARD	Grey anodize (98)	3000			Opal
1324.01459.00.98	MX1_45/DP-98 L=max 3 m	Grey anodize (98)				
1324.01459.01.98	MX1_45/DP/3000-98 L=3m - EMPTY STANDARD	Grey anodize (98)	3000			Prismatic
1324.1145.1000.2700.98	*MX1_45	Grey anodize (98)	1000	2700	19,6	
1324.1145.1000.4000.98	*MX1_45	Grey anodize (98)	1000	4000	19,6	
1324.1145.1000.98	*MX1_45	Grey anodize (98)	1000	3000	19,6	
1324.1145.1500.2700.98	*MX1_45	Grey anodize (98)	1500	2700	28	
1324.1145.1500.4000.98	*MX1_45	Grey anodize (98)	1500	4000	28	
1324.1145.1500.98	MX1_45/SOSP/DO/1520/27.8W/3000°K-98	Grey anodize (98)	1500	3000	28	
1324.1145.2000.2700.98	*MX1_45	Grey anodize (98)	2000	2700	37	
1324.1145.2000.4000.98	*MX1_45	Grey anodize (98)	2000	4000	37	
1324.1145.2000.98	*MX1_45	Grey anodize (98)	2000	3000	37	
1324.11459.1000.2700.98	MX1_45 SUSPENSION	Grey anodize (98)	1000	2700	19,6	
1324.11459.1000.4000.98	MX1_45 SUSPENSION	Grey anodize (98)	1000	4000	19,6	
1324.11459.1000.98	MX1_45/SOSP/DP/1020/14/3000°K-92	Grey anodize (98)	1000	3000	19,6	
1324.11459.1500.2700.98	MX1_45 SUSPENSION	Grey anodize (98)	1500	2700	28	
1324.11459.1500.4000.98	MX1_45 SUSPENSION	Grey anodize (98)	1500	4000	28	
1324.11459.1500.98	MX1_45/SOSP/DP/1520/21/3000°K-92	Grey anodize (98)	1500	3000	28	
1324.11459.2000.2700.98	MX1_45 SUSPENSION	Grey anodize (98)	2000	2700	37	
1324.11459.2000.4000.98	MX1_45 SUSPENSION	Grey anodize (98)	2000	4000	37	
1324.11459.2000.98	MX1_45 SUSPENSION	Grey anodize (98)	2000	3000	37	



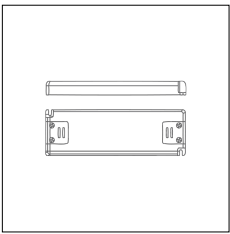
Article code	Name	Description	Colour
1324.10127.4	MX/KA/IN/CG-4	Kit alimentazione a copertura magnetica con contenitore driver ad incasso per cartongesso, finitura bianco / Feeding kit with magnetic cover with recessed driver box for plasterboard, finishing white	White (94)



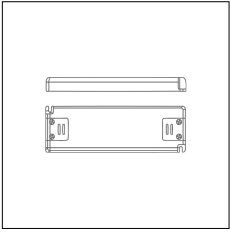
Article code	Name	Description	Colour
1324.11127.4	MX/KA/IN/LC-4	Kit alimentazione a copertura magnetica con contenitore driver ad incasso per laterizio+calcestruzzo, finitura bianco / Feeding kit with magnetic cover with recessed driver box for masonry+concrete, finishing white	White (94)



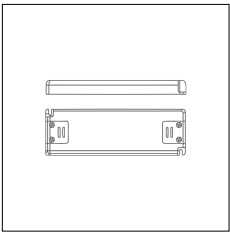
Article code	Name	Description	Watt (W)	Driver's type
1.024015	Driver LED 24V 15W IP20	Dimensioni 45 x 19 x 123 mm	15	On/Off



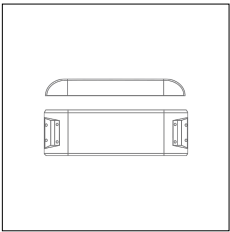
Article code	Name	Description	Watt (W)	Driver's type
1.024020	Driver LED 24V 20W IP20	Dimensioni 36 x 16 x 103 mm	20	On/Off



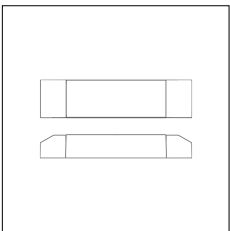
Article code	Name	Description	Watt (W)	Driver's type
1.024030	Driver LED 24V 30W IP20	Dimensioni 50 x 17 x 156 mm	30	On/Off



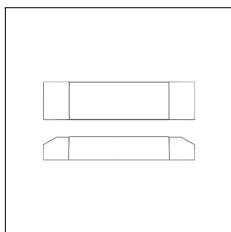
Article code	Name	Description	Watt (W)	Driver's type
1.024050	Driver LED 24V 50W IP20	Dimensioni 59 x 29 x 167 mm	50	On/Off



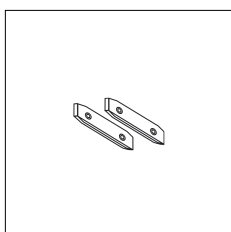
Article code	Name	Description	Watt (W)	Driver's type
1.024075	Driver LED 24V 75W IP20	Dimensioni 61 x 29 x 184 mm	75	On/Off



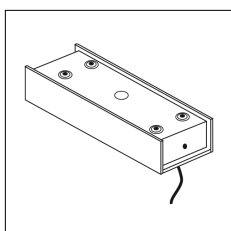
Article code	Name	Description	Watt (W)
1.97759	Driver LED 24V 150W IP67	Dimensioni 69 x 37 x 206 mm	150



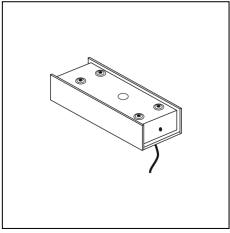
Article code	Name	Description	Watt (W)
1.97745	Driver LED 24V 200W IP67	Dimensioni 69 x 37 x 206 mm	200



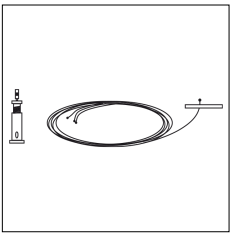
Article code	Name	Description
134.1145	M_45/GL	Staffa di giunzione lineare - Compatibile con MX0_45, MX1_45, MT1_45 e MD_45.
134.1145.10	M_45/GL - 10 PZ	Staffa di giunzione lineare - Compatibile con MX0_45, MX1_45, MT1_45 e MD_45.



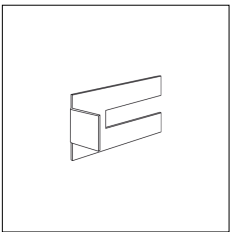
Article code	Name	Description	Colour
1324.9128.4	KA/75/OUT-4	Kit alimentazione con contenitore driver per versione sospesa, MAX 75W, finitura bianco / Feeding kit with driver box for hanging version, MAX 75W, finishing white	White (4)



Article code	Name	Description	Colour
1324.9127.4	KA/30/OUT-4	Kit alimentazione con contenitore driver per versione sospesa, MAX 30W, finitura bianco / Feeding kit with driver box for hanging version, MAX 30W, finishing white	White (1)



Article code	Name	Description
1324.8145	M_45/KS	Kit sospensione h. 1.8 mt / Hanging kit h. 1.8 mt (1 pz.)



Article code	Name	Description
1320.6145	M_45/SAP Staffa per ancoraggio parete	Staffa per ancoraggio a parete / Wall installation bracket (1 pz.)
1320.6145.10	M_45/SAP Staffa ancoraggio parete - 10 PZ	

200 x 200

Powered by HTML.COM

Article code	Name	Description	Light Temperature (°K)	Length (mm)	Watt (W)
1324.17.500	M_45/500/10W/3000°K	Profilo alluminio interno "H" + LED 19.6W/m, 24V, 3000°K - Lunghezza 500 mm   Driver escluso	3000	500	9

200 x 200

Powered by HTML.COM

Article code	Name	Description	Light Temperature (°K)	Watt (W)	Length (mm)
1324.17.500.2700	M_45/500/10W/2700°K	Profilo alluminio interno "H" + LED 19.6W/m, 24V, 2700°K - Lunghezza 500 mm   Driver escluso	2700	9	500

200 x 200

Powered by HTML.COM

Article code	Name	Description	Light Temperature (°K)	Watt (W)	Length (mm)
1324.17.500.4000	M_45/500/10W/4000°K	Profilo alluminio interno "H" + LED 19.6W/m, 24V, 4000°K - Lunghezza 500 mm   Driver escluso	4000	9	500



200 x 200

Powered by HTML.COM

Article code	Name	Description	Light Temperature (°K)	Watt (W)	Length (mm)
1324.17.1000.2700	M_45/1000/20W/2700°K	Profilo alluminio interno "H" + LED 19.6W/m, 24V, 2700°K - Lunghezza 1000 mm   Driver escluso	2700	18.5	1000

200 x 200

Powered by HTML.COM

Article code	Name	Description	Light Temperature (°K)	Watt (W)	Length (mm)
1324.17.1000	M_45/1000/20W/3000°K	Profilo alluminio interno "H" + LED 19.6W/m, 24V, 3000°K - Lunghezza 1000 mm   Driver escluso	3000	18.5	1000

200 x 200

Powered by HTML.COM

Article code	Name	Description	Light Temperature (°K)	Watt (W)	Length (mm)
1324.17.1000.4000	M_45/1000/20W/4000°K	Profilo alluminio interno "H" + LED 19.6W/m, 24V, 4000°K - Lunghezza 1000 mm   Driver escluso	4000	18.5	1000

200 x 200

Powered by HTML.COM

Article code	Name	Description	Light Temperature (°K)	Watt (W)	Length (mm)
1324.17.1500.2700	M_45/1500/30W/2700°K	Profilo alluminio interno "H" + LED 19.6W/m, 24V, 2700°K - Lunghezza 1500 mm   Driver escluso	2700	28	1500

200 x 200

Powered by HTML.COM

Article code	Name	Description	Light Temperature (°K)	Watt (W)	Length (mm)
1324.17.1500	M_45/1500/30W/3000°K	Profilo alluminio interno "H" + LED 19.6W/m, 24V, 3000°K - Lunghezza 1500 mm   Driver escluso	3000	28	1500

200 x 200

Powered by HTML.COM

Article code	Name	Description	Light Temperature (°K)	Watt (W)	Length (mm)
1324.17.1500.4000	M_45/1500/30W/4000°K	Profilo alluminio interno "H" + LED 19.6W/m, 24V, 4000°K - Lunghezza 1500 mm   Driver escluso	4000	28	1500

200 x 200

Powered by HTML.COM

Article code	Name	Description	Light Temperature (°K)	Watt (W)	Length (mm)
1324.17.2000.2700	M_45/2000/40W/2700°K	Profilo alluminio interno "H" + LED 19.6W/m, 24V, 2700°K - Lunghezza 2000 mm   Driver escluso	2700	9	2000

200 x 200

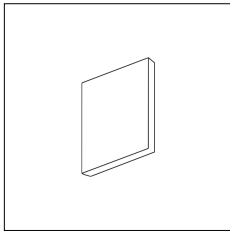
Powered by HTML.COM

Article code	Name	Description	Light Temperature (°K)	Watt (W)	Length (mm)
1324.17.2000	M_45/2000/40W/3000°K	Profilo alluminio interno "H" + LED 19.6W/m, 24V, 3000°K - Lunghezza 2000 mm   Driver escluso	3000	9	2000

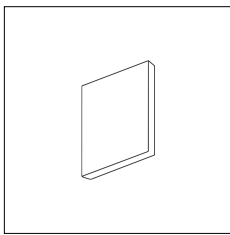
200 x 200

Powered by HTML.COM

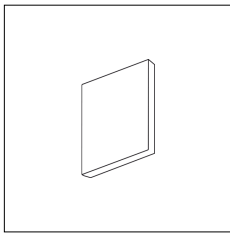
Article code	Name	Description	Light Temperature (°K)	Watt (W)	Length (mm)
1324.17.2000.4000	M_45/2000/40W/4000°K	Profilo alluminio interno "H" + LED 19.6W/m, 24V, 4000°K - Lunghezza 2000 mm   Driver escluso	4000	9	2000



Article code	Name	Description	Colour
1324.6145.98	MX1_45/TC/SV-98	Testata di chiusura, finitura grigio alluminio/ End cap, finishing grey aluminium	Grey anodize (98)
1324.6145.98.10	MX1_45/TC/SV-98 - 10 PZ	Testata di chiusura, finitura grigio alluminio/ End cap, finishing grey aluminium	Grey anodize (98)



Article code	Name	Description	Colour
1324.6145.94	MX1_45/TC/SV-4	Testata di chiusura a vista senza viti, finitura bianco / End cap in sight without screws, finishing white (1 pz.)	White (94)
1324.6145.94.10	MX1_45/TC/SV-4 - 10 PZ	Testata di chiusura a vista senza viti, finitura bianco / End cap in sight without screws, finishing white	White (94)



Article code	Name	Description	Colour
1324.6145.92	MX1_45/TC/SV-2	Testata di chiusura a vista senza viti, finitura nero / End cap in sight without screws, finishing nero (1 pz.)	Black (92)
1324.6145.92.10	MX1_45/TC/SV-2 - 10 PZ	Testata di chiusura a vista senza viti, finitura nero	Black (92)

200 x 200

Powered by HTML.COM

Article code	Name	Description
1324.2145	MX1_45/G090	Connessione ad angolo orizzontale 90°, / Horizontal connection corner 90°

200 x 200

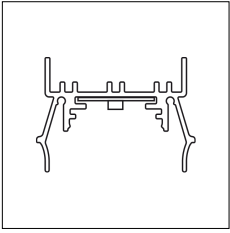
Powered by HTML.COM

Article code	Name	Description
1324.3145	MX1_45/GV90	Connessione ad angolo verticale 90° / Vertical connection corner 90°


200 x 200

Powered by HTML.COM


Article code	Name	Description
1324.4145	MX1_45/GV270	Connessione ad angolo verticale 270°, Vertical connection corner 270°



Article code	Name	Description	Length (mm)
134.0145.01	M_45/H/3000 L=3m - EMPTY STANDARD	Profilo alluminio H interna, serie M45 - Senza taglio a misura	3000



Article code	Name	Description
1324.9145.01	M_45/Diffusore Opale L=3m - EMPTY STANDARD	Profilo PC Opale / Compatibile con MX_45, MT_45, MD_45, ML_45 - Senza taglio a misura



Article code	Name	Description
1324.91459.01	M_45/Diffusore Prismatizzato L=3m - EMPTY STANDARD	Profilo PC Prismatizzato / Compatibile con MX_45, MT_45, MD_45, ML_45 - Senza taglio a misura